

# Recessed mechanical shower mixer

Ref. 2541

Mechanical mixer in a waterproof housing, kit 2/2








## DESCRIPTION

**Recessed mechanical shower mixer - Ref. 2541**

Mechanical shower mixer which can be recessed; kit 2/2.  
Single control mixer with Ø 40mm ceramic cartridge.  
Pre-set maximum temperature limiter.  
Thermal shocks are easy to undertake without removing the control lever or shutting off the cold water.  
Flow rate regulated at 9 lpm (mixer only), 6 lpm at 3 bar with shower head.  
Solid control lever.  
Order a shower head to complete.  
Bright polished stainless steel cover plate 166 x 166mm.  
Mechanical shower mixer ideal for healthcare facilities, retirement and care homes, hospitals and clinics.  
Mixer suitable for people with reduced mobility.  
Mixer with 30-year warranty.  
Order with a waterproof recessing housing ref. 254BOX.

## TECHNICAL CHARACTERISTICS

**Recessed mechanical shower mixer - Ref. 2541**

Supply	1/2"
Length	166mm
Width	166mm
Flow rate	Flow rate regulated at 9 lpm (mixer only), 6 lpm at 3 bar with shower head
Temperature limiter	Yes
Finish	Chrome-plated brass
Norms	  
Warranty	
Repairability	

## ADVANTAGES



Thermal shock without removing the control lever



Ergonomic: solid lever is easy to grip



Safety: maximum temperature limiter

