

# Recessing housing for mechanical shower mixers

Ref. 254BOX

Mechanical mixer, kit 1/2



## DESCRIPTION

Recessing housing for mechanical shower mixers - Ref. 254BOX





Waterproof recessing housing for mechanical shower mixers, kit 1/2.

- Collar with waterproof seal.
- Hydraulic connection from the outside and maintenance from the front.
- Top inlets.
- Adjusts to all types of installations (rails, solid walls, panels).
- Compatible with wall finishes 10 - 120mm (while maintaining the minimum recessing depth of 83mm).
- Suitable for standard or "pipe-in-pipe" supply.
- Stopcocks and flow rate adjustment, filters and cartridge are all integrated and accessible from the front.
- Mechanical shower mixer.
- Supplied in 2 kits: secure system flush without sensitive elements.

30-year warranty.  
Order with a control plate reference 2541 or 2541EP.

## TECHNICAL CHARACTERISTICS

Recessing housing for mechanical shower mixers - Ref. 254BOX

|          |   |
|----------|---|
| Supply   | 1/2"  |
| Depth    | 80 - 110mm  |
| Width    | 224mm   |
| Norms    |    |
| Warranty |    |

## ADVANTAGES



For recessed installation



Adjustable and modular waterproof housing



Housing is 100% waterproof

