

Recessing housing for mechanical shower mixers

Ref. 254BOX

Mechanical mixer, kit 1/2



DESCRIPTION

Recessing housing for mechanical shower mixers - Ref. 254BOX

- Waterproof recessing housing for mechanical shower mixers, kit 1/2.
- Collar with waterproof seal.
 - Hydraulic connection from the outside and maintenance from the front.
 - Top inlets.
 - Adjusts to all types of installations (rails, solid walls, panels).
 - Compatible with wall finishes 10 - 120mm (while maintaining the minimum recessing depth of 83mm).
 - Suitable for standard or "pipe-in-pipe" supply.
 - Stopcocks and flow rate adjustment, filters and cartridge are all integrated and accessible from the front.
 - Mechanical shower mixer.
 - Supplied in 2 kits: secure system flush without sensitive elements.
- 30-year warranty.
Order with a control plate reference 2541 or 2541EP.

ADVANTAGES



For recessed installation






Adjustable and modular waterproof housing



Housing is 100% waterproof

TECHNICAL CHARACTERISTICS

Recessing housing for mechanical shower mixers - Ref. 254BOX

Supply	1/2"
Depth	80 - 110mm
Width	224mm
Norms	  
Warranty	