

BINOPTIC MIX 2 electronic basin mixer

Ref. 473116

Batteries, deck-mounted, H. 100mm


DESCRIPTION

BINOPTIC MIX 2 electronic basin mixer - Ref. 473116

Deck-mounted chrome-plated electronic basin mixer:
 Operated by CR123 6V Lithium batteries.
 Reduced-stagnation solenoid valve and electronic unit are integrated into the body of the tap/mixer.
 Flow rate pre-set at 3 lpm at 3 bar, can be adjusted from 1.4 to 6 lpm.
 Scale-resistant aerator.
 Adjustable duty flush (pre-set flush ~60 seconds every 24 hours after last use).
 Stainless steel mixer, height 100mm for recessed washbasins.
 Presence detection, sensor at the end of the spout optimises detection.
 PEX flexibles with filters and non-return valves.
 Fixing reinforced by 2 stainless steel rods.
 Anti-blocking security.
 Spout with smooth interior and low water volume (reduces bacterial development).
 Side temperature control with adjustable maximum temperature limiter.
 Set detection distance, duty flush and launch thermal shocks manually.
 Suitable for people with reduced mobility.
 30-year warranty.





TECHNICAL CHARACTERISTICS

BINOPTIC MIX 2 electronic basin mixer - Ref. 473116

Supply	6V batteries
Connector	M3/8"
Technology	Electronic
Drop height	100mm
Flow rate	3 lpm
Finish	Chrome-plated
Warranty	



ADVANTAGES

-  Exceptional water savings: 90%
-  Hygiene: no manual contact
-  Anti-bacterial proliferation duty flush
-  LED diagnostic aids

