

BINOPTIC MIX 2 electronic basin mixer

Ref. 474136

Batteries, deck-mounted, H. 170mm




DESCRIPTION

BINOPTIC MIX 2 electronic basin mixer - Ref. 474136





Deck-mounted matte black electronic basin mixer:
 Operated by CR123 6V Lithium batteries.
 Reduced stagnation solenoid valve and electronic unit integrated into the body of the mixer.
 Flow rate pre-set at 3 lpm at 3 bar, can be adjusted from 1.4 to 6 lpm.
 Scale-resistant aerator.
 Adjustable duty flush (~60 seconds every 24 hours after the last use).
 Stainless steel mixer, 170mm high for semi-recessed basins.
 Sensor at the end of the spout optimises detection.
 PEX flexibles F3/8" with filters and non-return valves.
 Fixing reinforced by 2 stainless steel rods.
 Anti-blocking security.
 Spout with smooth interior and low water volume (reduces niches where bacteria can develop).
 Side temperature control with adjustable maximum temperature limiter.
 Set detection distance, duty flush and launch thermal shocks manually.
 Suitable for people with reduced mobility.
 30-year warranty.

TECHNICAL CHARACTERISTICS

BINOPTIC MIX 2 electronic basin mixer - Ref. 474136

Supply	6V batteries
Connector	M3/8"
Technology	Electronic
Drop height	170mm
Flow rate	3 lpm
Finish	Chrome-plated matte black
Warranty	

ADVANTAGES

-  Exceptional water savings: 90%
-  Hygiene: no manual contact
-  Anti-bacterial proliferation duty flush
-  LED diagnostic aids

