

# Wall-mounted basin mixer with pressure-balancing

Ref. 2610EP

Wall-mounted mechanical mixer with BIOCLIP spout



## DESCRIPTION

Wall-mounted basin mixer with pressure-balancing - Ref. 2610EP

Wall-mounted SECURITHERM basin mixer with pressure-balancing.  
Wall-mounted mixer supplied with 1 removable, disposable spout made from recyclable Hostaform® L. 125mm.

Anti-scalding safety: HW flow rate is reduced if CW supply fails (and vice versa).

Stable temperature regardless of pressure and flow rate in the system.

Securitouch thermal insulation prevents burns.

Ø 35mm ceramic cartridge with pressure-balancing and pre-set maximum temperature limiter.

Body with narrow pipework with smooth interiors, reduces bacterial development and contains a very low volume of water.

The restricted flow through the pipework considerably reduces the development of biofilm.

Thermal shocks are possible without removing the lever or shutting off the cold water supply.

Flow rate limited to 5 lpm at 3 bar.

Chrome-plated brass body.

No manual contact thanks to Hygiene control lever L. 150mm.

Mixer supplied with offset STOP/CHECK M1/2" M3/4" wall connectors, suitable for hospitals.

Recommended installation height: 110 - 200mm above the top of the basin.




Mechanical mixer ideal for healthcare facilities, retirement and care homes, hospitals and clinics.

Mixer suitable for people with reduced mobility.

Mixer with 30-year warranty.

## TECHNICAL CHARACTERISTICS

Wall-mounted basin mixer with pressure-balancing - Ref. 2610EP

Technology	SECURITHERM EP mixer, Securitouch
Flow rate	5 lpm at 3 bar
Temperature limiter	YES
Finish	Chrome-plate brass
Norms	 <b>ACS</b>
Warranty	
Repairability	

## ADVANTAGES



EP: HW flow rate reduced if CW supply fails



Securitouch: thermal insulation prevents burns



Thermal shock without removing the control lever



Removable spout: reduces bacterial development

