

# Wall-mounted sequential mechanical basin mixer

Ref. 2437S

Sequential mechanical mixer with fixed spout






## DESCRIPTION

Wall-mounted sequential mechanical basin mixer - Ref. 2437S

Wall-mounted sequential mechanical basin mixer.  
Sequential over a 90° range: opens and closes with cold water.  
Fixed flat under-spout, L. 200mm with hygienic flow straightener suitable for fitting a BIOFIL point-of-use filter.  
Securitouch thermal insulation prevents burns.  
Ø 35mm ceramic cartridge.  
Pre-set maximum temperature limiter.  
Body and spout with smooth interiors and low water volume (reduces bacterial development).  
Flow rate regulated at 5 lpm.  
Hygiene lever L. 150mm.  
Supplied with 2 wall-mounted standard connectors, M1/2" M3/4".  
Suitable for people with reduced mobility.  
30-year warranty.

## TECHNICAL CHARACTERISTICS

Wall-mounted sequential mechanical basin mixer - Ref. 2437S

Connector	M1/2"
Technology	Sequential mechanical mixer
Spout length	200mm
Flow rate	5 lpm
Temperature limiter	YES
Finish	Chrome-plated brass
Norms	
Warranty	
Repairability	

## ADVANTAGES



Sequential: opens and closes with cold water



Maximum hygiene: manages biofilm



No non-return valves



No manual contact: Hygiene lever

